





CITROËN DISPATCH

INSPIRÉ PAR PRO



During the 90s Le Tone had a major hit, "Joli Dragon", and devoted himself to music for 15 years before progressively moving towards illustrative art. Since 2011 his creations have

been exhibited in famous places such as the Pompidou centre. An admirer of artists who know how to make the best use of colour, Le Tone confesses to having a weakness for black and white, which he uses to tell simple stories by using felt pen drawings in notebooks.

1951

Innovative, light, tough and economical, the 2CV Mini-van has always been a much-loved classic. Between 1951 and 1978 over 1.2 million were made, and they remain highly collectable today.



2020

Voted Light Van of the Year for 2020 by WhatVan? magazine, Berlingo Van impresses with its Driver and Worker versions, choice of M and XL lengths and its 19 Driving Aids. These include innovative Surround Rear Vision, which offers unprecedented visibility. That's why it remains the reference model for business professionals.

CITROËN
Origins



Discover the models that make up Citroën's extraordinary history, from 1919 to the present day.



1934

Citroën revolutionises the automotive landscape with the Traction Avant. The famous name relates to its ground breaking front wheel drive engineering.



1939

Citroën launches the 'TUB', a supremely practical modern design with a sliding side door: its successor is the famous Type H, above, launched in 1948.



1948

The much-loved 2CV is created as a "safe and economical vehicle, able to carry 4 people on-board and 50 kg of luggage". More than 5 million are made.



1955

Unveiled to a stunned public at the 1955 Paris Motor Show, the DS takes futuristic design to new heights. Its stunning aerodynamic shape, created by Flaminio Bertone, earns it the nickname 'flying saucer'.



1968

It's a golden age for light and agile vehicles like the Ami 6, Dyane and Mehari, a unique design for all roads and multi-purpose use.



2017

Winners of the Manufacturers' Rally Raid World Cup from 1993 to 1997; Rally Raid World Cup Drivers' Champion five times in a row; eight Manufacturers' Champion titles in WRC plus three in WTCC... Citroën has continued to demonstrate exceptional sports pedigree upon returning to WRC in 2017.





CITROËN BERLINGO ELECTRIC



CITROËN BERLINGO VAN

A CITROËN VAN FOR EVERYONE

From the busy city centre to the open road, every trip will be comfortable and stress-free. Citroën design and engineering keeps it that way.



CITROËN DISPATCH



CITROËN RELAY

CITROËN DISPATCH THE GREAT ALL-ROUNDER



CITROËN DISPATCH 8 ESSENTIAL ELEMENTS

THREE LENGTHS, INCLUDING THE COMPACT XS

Meet XS, the 4.6 m practical compact version
PAGE 12

THE RIGHT HEIGHT

At 1.9 m high, you can access most car parks*
PAGE 13

ENTERPRISE, WORKER AND DRIVER

A version to suit any business.
PAGES 14-17

MODUWORK®

Innovative versatility with up to 4 m floor length
PAGES 18-19



To watch video tutorials of Citroën Dispatch scan this code with your smartphone.



CITROËN ADVANCED COMFORT®

On-board refinement
PAGES 24-25

HANDS-FREE SLIDING SIDE DOORS

Making light work offloading and unloading
PAGES 26-27

16 DRIVING AIDS

including colour head up display
PAGES 36-39

EFFICIENCY

Proven platform, next generation engineering
PAGES 40-41

*1.94 m with larger payload and XL versions.

SUMMARY

P. 10 – DESIGN

P. 22 – CITROËN ADVANCED COMFORT®


P. 28 – CITROËN DISPATCH CREW VAN

P. 30 – TECHNOLOGY

P. 44 – EQUIPMENT



To watch videos of
Citroën Dispatch scan this
code with your smartphone.



CITROËN DISPATCH

WORKING SMART,
WORKING HARD

Advanced, well equipped and effortlessly functional, Citroën Dispatch is designed for professionals. Built on a proven modular platform, this is a vehicle that delivers more practicality, extra comfort and cutting edge safety.





THE POWER OF THREE

The modular platform means that Citroën Dispatch is available in three lengths. The XS is just 4.6m long – a usefully compact first in this segment. M is 4.95m and XL is 5.3m.



XS 4.60m

M 4.95m

XL 5.30m

GOING LOWER

With a height of 1.9m*, Citroën Dispatch can access all kinds of places that are off limits for rival vans. From underground car parks to airports and shopping centres, you're now able to enter!

* 1.94 m with larger payload and XL versions.

1.9.0





ENTERPRISE VERSION

Enterprise versions of Citroen Dispatch are perfect for professionals who demand great load carrying capability combined with advanced specification. Available in XS, M and XL lengths and as a Crew Van, all Enterprise versions come with air conditioning, DAB radio, Bluetooth® and rear parking sensors as standard.



WORKER VERSION

Difficult-to-access worksites are no problem for Citroën Dispatch Worker. Whether its cargo is heavy equipment or work colleagues, with Grip Control, a suspension raised by 20mm and a protective plate under the engine, this robust van will exceed your expectations. Available in M and XL sizes, it offers three seats at the front, the innovative Moduwork® seating and a payload of up to 1400 kg.



DRIVER VERSION

The focus of the Driver version is on professionals who make long journeys or multi-drop deliveries. Available in both M and XL sizes, the Driver's acoustic pack ensures comfort, whilst safety is enhanced with both the Park Assist 180° (including front and rear parking sensors, Visio Park 180° rear parking camera and blind spot monitoring system), and the Safety Pack, which includes Lane Departure Warning System, Driver Attention Alert, smart beam headlights and speed limit recognition. Additional equipment includes electrically folding heated door mirrors, front fog lights and Citroën Connect Navigation on the 7" colour touchscreen.



MODUWORK*

INNOVATION
IN SPACE

To maximise the space and versatility in Citroën Dispatch, Moduwork® provides a load-through bulkhead and folding side passenger seat. This extends the load length in XL versions up to a full 4m. You'll also find an anti-shift net in the cab for use with long loads for extra safety. The interior of Citroën Dispatch also converts seamlessly into your mobile office. The central armrest incorporates a pivoting table with a sturdy elastic retainer that's ideal for securing your tablet or laptop. You can add holders for smartphones and tablets from the range of dedicated accessories. This is an interior that offers genuine comfort too, with plenty of legroom for all passengers – even more in versions with the piloted manual gearbox.

*Optional on Dispatch X; standard on Enterprise, Worker and Driver panel vans. Not available on the Crew Van versions.



ON YOUR SIDE

Citroën Dispatch maximises accessibility and ease of loading through its core design and innovative details. Equipped as standard with two sliding side doors, it will easily accommodate up to 3 Euro pallets* thanks to its 93cm opening*. Designed to make life easier, optional electric sliding doors can be opened and closed simply by moving your foot under the corner of the rear bumper, activating the plip, using the handle or from the cabin.







* M and XL versions.



SERIOUSLY ACCOMMODATING

Offering up to 6.6m³ of flexible load space, Citroën Dispatch is designed to carry everything you need, safely and securely. On XL versions, the rear doors can be specified to open to 250 degrees, which makes working in cramped conditions much easier. Inside you can choose between unfinished wood or treated wood ply-lining, which is anti-slip, waterproof, easy to clean and well protected by aluminium sills. There is a range of ply options, designed to protect the floor or the whole load area, including side panelling and wheel arches. To complete the practical picture, there is a 12V socket positioned near the back of the cargo area on all versions, and an optional tow hitch that can pull up to 2.5t*.

*According to gross vehicle weight [GVW] limit.


| | | |
|--|--|--|
|  UP TO 6.60 m³ |  UP TO 2.50 t |  UP TO 1.40 m |
|  UP TO 4 m |  UP TO 1400 kg |  UP TO 1.258 m |



INNER
CALM



EASY
LIVING

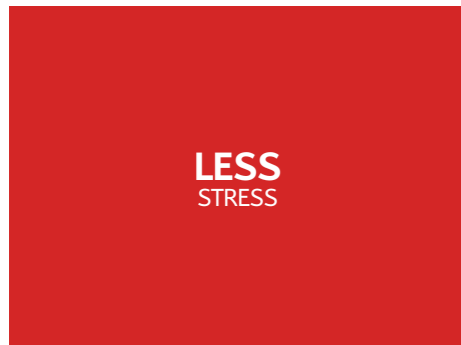


ALL ROUND RELAXATION

Designed to offer unrivalled comfort and wellbeing for each passenger, **CITROËN ADVANCED COMFORT**® provides the best for body and mind. Soft-touch contact points and low noise levels create a sense of calm, while interior space is designed to be stylish and really versatile. The overall ambiance makes journeys feel effortless and intuitive technology gives control at your fingertips of the practical and unique features.



LESS
STRESS



SMOOTH
OPERATION



YOUR MOBILE OFFICE

The interior of Citroën Dispatch has been carefully designed to provide a comfortable office on the move. Lower the central armrest and you'll find a pivoting writing table* that's perfect for supporting your notebook or laptop. Built into the centre console is an ingenious tablet holder** which folds down over the dashboard to give you fingertip access to your tablet. Created to accommodate tablets up to 11 inches, it can be charged from the USB port. On the driver's side, you can also specify a neat smartphone holder** with integrated power cable: this really is a space designed around the needs of working on the move.

* Available with Moduwork®.
** Available as an accessory.



FINE-TUNED WORK SPACE

Settle into one of the three front seats in Citroën Dispatch and you'll instantly feel at home: they're ergonomically shaped to support you and deliver a spot on driving position. Adjustable for height and reach, the driver's seat gives a commanding view of the road and high mileage comfort. A moulded step ensures easy access to the cabin time after time. To further enhance the interior, you can specify the bulkhead with an optional window and insulating material* which keeps the cockpit snug and reduces road noise too. It's a really important detail that you'll appreciate every working day.

* Available on Crew Van versions only.









HANDS-FREE SLIDING SIDE DOORS

Citroën Dispatch is packed with ideas that make your day less hectic. The hands-free technology of the optional Easy Entry Pack is a perfect example. It allows you to open the sliding side doors simply by moving your foot under the corner of the rear bumper, and you can also close the door and lock the whole vehicle in the same way. Practical, innovative and unique. Having your hands full need never be a problem again.



CREW VAN FOR EVERYONE AND EVERYTHING

With Citroën Dispatch Crew Van you get spacious people carrier and serious load capacity – without compromise. The cabin will seat up to six individuals and offers up to 4m³ of load space, with loads up to 2.3 metres long easily accommodated.

| | | | |
|---|--|--|---|
| 6  |  UP TO 2.40 m |  UP TO 1,250 kg |  UP TO 5.50 m ³ |
|---|--|--|---|



CREW VAN REAR CABIN



CREW VAN CABIN WITH BENCH SEAT DEPLOYED







CREW VAN WITH BENCH SEAT FOLDED

UNLIMITED POSSIBILITIES

Citroën Dispatch is designed to adapt to all your work needs. Functional and easy to use, it turns space into a flexible working asset. The figures speak volumes: load length up to a very useful 4m, load height of 1.4m and a payload right up to 1,400kg. In a nutshell, you've got a maximum of 6.6m³ of versatile load area. To get your cargo and colleagues where they need to be, safely and securely, the Grip Control* system can be specified, offering 5 driving modes for challenging terrain. Now worksites and dirt roads won't stop you in your tracks.

*Standard on Worker versions. Available as a cost option on other versions.

| | |
|---|--|
|  UP TO 4 m |  UP TO 1,400 kg |
|  UP TO 6.60 m³ |  UP TO 2.50 t |



GRIP CONTROL



Grip Control is an advanced anti-skid system that adapts instantly to diverse challenging driving conditions and maximises grip everywhere. You can switch easily between the five modes: normal, all-terrain, snow, sand and Electronic Stability Control off.

TECHNOLOGY WORKING WITH YOU

HEAD-UP COLOUR DISPLAY*,
7 INCH COLOUR
TOUCHSCREEN* ...

A serious safety benefit and new to the segment, Head-Up Colour Display* allows you to keep your eyes on the road while accessing essential driver information. This includes speed, cruise control settings, navigation information and collision alerts. For state of the art clarity and instant fingertip control of all multimedia functions, Citroën Dispatch is equipped with a bright 7 inch colour touchscreen**, two 12V sockets**, a USB plug, all keep you fully connected wherever you go.

**Standard on Driver versions. Cost option on Enterprise versions.*

***Standard on Enterprise and Driver versions. Cost option on other versions.*



THOUGHTFUL STORAGE

Citroën Dispatch is designed around the demands of working life. That's why you'll find numerous useful storage spaces for everyday equipment and valuable tools. There are two door pockets large enough to swallow 1.5 litre bottles, a big storage area under the passenger seat, open-and-close glove box, dashboard mounted cup holders, plus an A4 sized storage shelf at the top of the centre console: space for everything a busy day demands.



DANGER ZONES ALERT



CONNECTIVITY



TOP REAR VISION



CITROËN CONNECT BOX



SOPHISTICATED TOUCH

7" COLOUR TOUCHSCREEN*

Everywhere in Citroën Dispatch you'll discover technology that makes work on the move easier, and many of these innovations are controlled through the 7 inch colour touchscreen. The optional Citroën Connect Nav system delivers useful services such as TomTom Traffic that provides real time traffic information, the location of service stations, car parks and their prices and a search function for points of local interest. You can access all this through voice control, or with instant fingertip control via the touchscreen. A truly exclusive feature that makes good use of the touchscreen is Park Assist 180**. You get a wide overhead view from the reversing camera while you're manoeuvring, and as the vehicle gets close to concealed obstacles, the system zooms in so that you can negotiate the remaining distance with relaxed precision.

*Depending on version

**Standard on Driver versions. Cost option on Enterprise versions.

16 SAFETY SYSTEM AND DRIVING AIDS



∅ CAN BE DEACTIVATED



∅ CAN BE DEACTIVATED



∅ CAN BE DEACTIVATED



∅ CAN BE DEACTIVATED



∅ CAN BE DEACTIVATED



∅ CAN BE DEACTIVATED



∅ CAN BE DEACTIVATED



∅ CAN BE DEACTIVATED



GRIP CONTROL

The traction of the front wheels can be optimised for the surface the van is travelling on with the traction control system. The dashboard dial makes it simple to select one of the five available modes: Standard, Snow, Sand, Mud, ESC off.



SMART BEAM HEADLIGHTS*

Instantly switching from high to low beam when an oncoming vehicle is detected, the system activates above 15 mph.



CORNERING LIGHT FUNCTION

This extra beam of light is focused on the inside of bends to increase visibility and safety while turning and at junctions.



ADAPTIVE CRUISE CONTROL

Helping you to drive safely and without stress, Adaptive Cruise Control enables Citroën Dispatch to adapt its speed to vehicles in front. The technology can reduce speed by up to 12.5 mph in changeable traffic conditions, such as on a busy motorway.



COLLISION RISK ALERT

This system gives both a visual and audio warning if the vehicle is at risk of colliding with the vehicle in front, or with a pedestrian in the road.



HEAD-UP COLOUR DISPLAY*

This technology lets you keep your eyes on the road while viewing essential driver information (current and recommended speed, cruise control/speed limiter settings, navigation instructions and collision alert) on a transparent strip in front of the windscreen. A first for a vehicle in this segment.



COFFEE BREAK ALERT

Designed to limit driver fatigue, the system lets the driver know when it's time to take a break, i.e. after a total of two hours of driving at over 40 mph.



DRIVER ATTENTION ALERT*


With the help of the multifunctional windscreen-mounted camera and steering wheel movements, this safety innovation can detect driver drowsiness and send audible and visual alerts.

* Dependent on version.

16 SAFETY SYSTEM AND DRIVING AIDS



∅ CAN BE DEACTIVATED



∅ CAN BE DEACTIVATED




∅ CAN BE DEACTIVATED



∅ CAN BE DEACTIVATED



∅ CAN BE DEACTIVATED



BLIND SPOT DETECTION

This monitoring system detects vehicles close behind, hidden by the rear view mirror 'blind spot'. A bright orange warning light is activated in your door mirror, providing a clear warning.



LANE DEPARTURE WARNING SYSTEM*

The windscreen-mounted camera detects when lane line markings are crossed without the indicators being activated. It then alerts the driver audibly and visually, allowing quick and safe correction.



SPEED LIMIT SIGN RECOGNITION*

Recognising speed limits everywhere in real time, Speed Limit Sign Recognition uses the on board camera to read signs and send clear recommendations to the driver. Simply set the right maximum on the cruise control and relax.



TRAILER STABILITY CONTROL*

The Trailer Stability Control helps you tow trailers more safely by detecting any sway in the trailer, and stabilising it using the brakes.



ACTIVE SAFETY BRAKE*

Available for the first time on Citroën Dispatch, the Active Safety Brake is a significant safety benefit. Using the windscreen-mounted camera, the system detects potential collisions with stationary or slowing vehicles ahead and automatically applies braking. This can help you to avoid accidents altogether at up to 18 mph and significantly reduce impacts at higher speeds.



HILL START ASSIST

Operating on gradients of more than 3%, Hill Start Assist stops the vehicle rolling when the brake pedal is released for approximately two seconds. The driver can move from the brake to the accelerator much more calmly, knowing the van won't roll.



REVERSING CAMERA WITH TOP REAR VISION

While in reverse gear, the touch screen displays the view of the area behind the vehicle using the rear-facing camera. To make things easier, coloured lines represent how close obstacles are to the van within a reconstructed 180° image.



KEYLESS ENTRY AND START*

Lock, unlock and start your vehicle, all without taking your key out. Each Citroën Dispatch recognises its driver as they approach thanks to the technology in the key.

* Dependent on version.

ENGINE RANGE

HIGH PERFORMANCE EFFICIENCY

Powering Citroën Dispatch is a range of advanced BlueHDi diesel engines. Each meets the latest Euro 6.2 standards and delivers the kind of flexible performance that makes every working trip a pleasure. With versions producing between 100hp to 180hp, there's an engine to suit all jobs, and as ever, efficiency is key. The BlueHDi 120 S&S 6-speed manual (300Nm) produces 142g/km of CO₂, making it the best in class. Whichever engine you select, you'll appreciate the exceptional economy and low overall running costs.

The EAT8 (8-speed Efficient Automatic Transmission), available on the BlueHDi 120 and 180 S&S diesel engines, combines driving pleasure and environmental efficiency. Thanks to the Quickshift technology it provides fast and fluid gear changes, offering exceptional dynamism and driving pleasure, both on main roads and in town.



NEW
EURO 6
ENGINES
AVAILABLE NOW

Details on citroen.co.uk



BODY COLOURS



ARCTIC STEEL (S) ⁽¹⁾



CUMULUS GREY (M)



PLATINUM GREY (M)



TOURMALINE ORANGE (M)



PERLA NERA BLACK (M)



POLAR WHITE (F)



IMPERIAL BLUE (S) ⁽¹⁾



PASSION RED (F)

EQUIPMENT

| | Electronic Stability Control and ABS with Hill Start Assist, EBA and EBF | Remote central locking with deadlocking. Selective cab and load area locking via 3-button plip remote control key. | Perimeter and volumetric, Thatcham category 1 approved alarm | Cruise control with programmable speed limiter | Driver's seat height, rake and reach adjustable with lumbar adjustment and armrest | Moduwoil [®] : dual passenger bench seat with fold-up outer seat, fold-down writing table in central seat back and storage under central seat | Dual front passenger bench seat with under-seat storage tray | Three-seat bench in row 2 with two armrests and under-seat storage | Driver and front passengers' airbags with passengers' airbag deactivate switch on X version | DAB Radio with Bluetooth [®] handsfree and USB socket | Rear parking sensors | Park Assist 180 [°] : Front and rear parking sensors with blind spot monitoring system and Visio Park 180 [°] (rear camera image and zoom displayed on touchscreen) | Air conditioning | Front electric windows with 'onetouch' operation and anti-pinch | Electrically adjustable heated door mirrors | Electrically folding heated door mirrors with temperature sensor (Painted Black as standard) |
|---------------------------------------|--|--|--|--|--|--|--|--|---|--|----------------------|---|------------------|---|---|--|
| CITRO EN DISPATCH X | ◆ | ◆ | ◆ | ◆ | ◆ | ◆ | ◆ | ◆ | ◆ | ◆ | ◆ | ◆ | ◆ | ◆ | ◆ | ◆ |
| CITRO EN DISPATCH WORKER | ◆ | ◆ | ◆ | ◆ | ◆ | ◆ | ◆ | ◆ | ◆ | ◆ | ◆ | ◆ | ◆ | ◆ | ◆ | ◆ |
| CITRO EN DISPATCH ENTERPRISE | ◆ | ◆ | ◆ | ◆ | ◆ | ◆ | ◆ | ◆ | ◆ | ◆ | ◆ | ◆ | ◆ | ◆ | ◆ | ◆ |
| CITRO EN DISPATCH DRIVER | ◆ | ◆ | ◆ | ◆ | ◆ | ◆ | ◆ | ◆ | ◆ | ◆ | ◆ | ◆ | ◆ | ◆ | ◆ | ◆ |
| CITRO EN DISPATCH CREW VAN ENTERPRISE | ◆ | ◆ | ◆ | ◆ | ◆ | ◆ | ◆ | ◆ | ◆ | ◆ | ◆ | ◆ | ◆ | ◆ | ◆ | ◆ |
| CITRO EN DISPATCH CREW VAN DRIVER | ◆ | ◆ | ◆ | ◆ | ◆ | ◆ | ◆ | ◆ | ◆ | ◆ | ◆ | ◆ | ◆ | ◆ | ◆ | ◆ |

UPHOLSTERY



MICA GREY CLOTH / VINYL ⁽²⁾⁽³⁾



MICA GREY CLOTH ⁽²⁾⁽³⁾

WHEELS



16 INCH STEEL WHEEL WITH BLACK CENTRE CAP



17 INCH STEEL WHEEL WITH BLACK CENTRE CAP



17 INCH CURVE ALLOY WHEEL



17 INCH CURVE BI-TONE ALLOY WHEEL

| |
|--|
| Look Pack: body colour front and rear bumpers, side rubbing strips and exterior door handles, with front fog lights and LED daytime running lights with Passion Red or special paint). |
| Metallic paint |
| Visibility Pack: automatic lights and windscreen wipers |
| 16 inch steel wheels with black centre cap with full size steel spare wheel |
| 17 inch Curve alloy wheels with Agilis Tyres with full size steel spare wheel |
| Twin sliding side doors (not electric) |
| Twin unglazed rear doors, opening to 180 [°] |
| Full bulkhead |

| | | | | | | | | | | | | | | | | |
|---|---|---|---|---|---|---|---|---|---|---|---|---|---|---|---|---|
| ◆ | ◆ | ◆ | ◆ | ◆ | ◆ | ◆ | ◆ | ◆ | ◆ | ◆ | ◆ | ◆ | ◆ | ◆ | ◆ | ◆ |
| ◆ | ◆ | ◆ | ◆ | ◆ | ◆ | ◆ | ◆ | ◆ | ◆ | ◆ | ◆ | ◆ | ◆ | ◆ | ◆ | ◆ |
| ◆ | ◆ | ◆ | ◆ | ◆ | ◆ | ◆ | ◆ | ◆ | ◆ | ◆ | ◆ | ◆ | ◆ | ◆ | ◆ | ◆ |
| ◆ | ◆ | ◆ | ◆ | ◆ | ◆ | ◆ | ◆ | ◆ | ◆ | ◆ | ◆ | ◆ | ◆ | ◆ | ◆ | ◆ |
| ◆ | ◆ | ◆ | ◆ | ◆ | ◆ | ◆ | ◆ | ◆ | ◆ | ◆ | ◆ | ◆ | ◆ | ◆ | ◆ | ◆ |

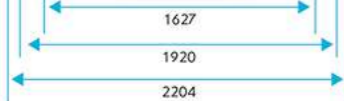
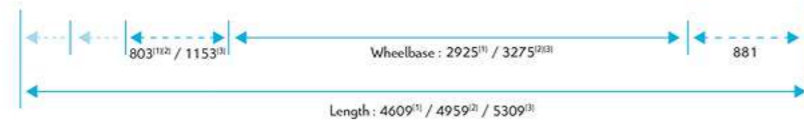
(1) Special paint subject to extended lead times and is not available on Driver versions.

(2) Supplemented with other materials.

(3) For further details on seat trim, please refer to the Prices, Equipment and Technical Specification Guides, downloadable from www.citroen.co.uk.

(S) : Special colour – (M) : Metallic colour – (F) : Flat colour.
The equipment presented in this brochure represents the global Citro en Dispatch range and may vary according to the specific range within each country. To confirm the standard and optional equipment available in the UK, please refer to the Prices, Equipment and Technical Specification Guides, downloadable from www.citroen.co.uk.

DIMENSIONS



1905⁽¹⁾ / 1895⁽²⁾⁽³⁾ / 1935⁽¹⁾⁽⁴⁾



Measurements in millimetres.

(1) XS – (2) M – (3) XL – (4) 1940 max with enhanced suspension.

With the added reassurance of a warranty, routine servicing and maintenance, as well as 24-hour roadside assistance, you are protected.

• CITROËN WARRANTY

Every new Citroën van has the benefit of a 3 year* warranty package, plus a 5 year anti-perforation** warranty and a 2 year paint warranty.

• CITROËN ASSISTANCE

In response to a free telephone call in the UK, Citroën Assistance brings rapid expert roadside assistance to you in an emergency. It comes free of charge for a full year and operates 24 hours a day in all parts of the UK and Europe. Services include nationwide recovery for both van and passengers, a home call service, replacement vehicle, hotel accommodation and vehicle storage if required. Please note, Citroën Assistance only applies to incidents covered by the new vehicle warranty, and excludes non-vehicle faults, such as running out of fuel, mis-fuelling, loss of keys, lock-ins, road traffic accidents and punctures/wheel changes. For more details please contact Citroën at <http://citroen-uk-en.custhelp.com>

* 2 years' unlimited warranty. No-fee customer option of 1 year's Dealer provided warranty, only on vans sourced from Citroën UK Limited. Note: Dealer provided warranty is limited to 100,000 miles for vans.

** Against all internal to external perforation to bodywork or underbody.



WARRANTY

• CITROËN MAINTENANCE

From roadside assistance to replacing wear and tear parts or regular servicing, with Citroën Maintenance you have total peace of mind. For a one-off fee or low monthly payment, our experienced engineers will take care of your Citroën, whatever happens. To find out more, contact your Citroën Dealer or Citroën Authorised Repairer.

• CITROËN SERVICING

Available up to 1 year from your vehicle's registration date, but before its first chargeable service, a Citroën Servicing Package enables you to pay in advance for your vehicle's servicing needs for 3 years/35,000 miles. For further information, please contact your Citroën Dealer.

• CITROËN MOT TEST

Once your vehicle is three years old, it requires an annual MOT Test. This is a legal requirement to check that it meets road safety and environmental standards. Our nationwide network of Citroën Authorised Repairers know your Citroën best, so if your vehicle's MOT Test is due, why not contact your local Citroën dealer? You can be confident that your vehicle will be looked after by one of our expert trained Citroën Technicians, nominated by DVSA as accredited MOT Testers. Plus, whilst your vehicle is with us, we'll carry out a free outstanding manufacturer diagnostic test, check for any new technical updates and carry them out for free - that's the advantage of getting your test done by the people who really know your Citroën.



CONTRACT



DOWNLOAD THE MYCITROËN APP

on your smartphone and benefit from information and services personalised to your Citroën vehicle.



DOWNLOAD THE MYCITROËN APP

get all the vital information at your fingertips. Scan features and components and access details of the exact New Citroën that you're interested in.

Citroën prefers Total – Note: Images and specification descriptions are dependent on trim level and options specified. Every endeavour has been made to ensure that the information and details contained in this brochure were accurate at the time of going to press. However the company reserves the right, whilst preserving the essential characteristics of the models described, to introduce at any time modifications, changes of details, equipment or accessories. Every effort will be made to bring this brochure up to date, but in order to avoid any misunderstanding please consult your Dealer. The Citroën Website contains full information on all Citroën products and offers available in the UK, together with details of our environmental and recycling policies. The site address is www.citroen.co.uk or you can contact Citroën directly via <http://citroen-uk-en.custhelp.com>



TO FIND OUT MORE
visit citroen.co.uk

CITROËN DISPATCH & ë-DISPATCH

PRICES

Prices effective from 1 March 2021.



| | EURO 6.2 MODEL | WLTP CO ₂ G/KM* | GVW | MAXIMUM INDICATIVE PAYLOAD** | LOAD CAPACITY | MRB PRICE £5† |
|-----------|---|----------------------------|------|------------------------------|-------------------|---------------|
| Panel Van | BlueHDi 100 S&S 6-speed manual M 1000 X | 176 | 2635 | 975 | 5.3m ³ | £23,645.00 |
| | ë-Dispatch 50kWh M Auto X | 0 | 2875 | 1001 | 5.3m ³ | £32,965.00 |
| | BlueHDi 100 S&S 6-speed manual XS 1000 Enterprise | 177 | 2620 | 960 | 4.6m ³ | £24,130.00 |
| | BlueHDi 120 S&S 6-speed manual XS 1400 Enterprise | 191 | 3100 | 1469 | 4.6m ³ | £25,330.00 |
| | ë-Dispatch 50kWh XS Auto Enterprise | 0 | 2840 | 1002 | 4.6m ³ | £33,450.00 |
| | BlueHDi 100 S&S 6-speed manual M 1000 Enterprise | 176 | 2635 | 975 | 5.3m ³ | £24,830.00 |
| | BlueHDi 120 S&S 6-speed manual M 1400 Enterprise | 190 | 3100 | 1458 | 5.3m ³ | £26,030.00 |
| | ë-Dispatch 50kWh M Auto Enterprise | 0 | 2875 | 1001 | 5.3m ³ | £34,150.00 |
| | ë-Dispatch 75kWh M Auto Enterprise | 0 | 3025 | 1000 | 5.3m ³ | £39,150.00 |
| | BlueHDi 100 S&S 6-speed manual XL 1000 Enterprise | 181 | 2830 | 1060 | 6.1m ³ | £25,730.00 |
| | BlueHDi 120 S&S 6-speed manual XL 1400 Enterprise | 194 | 3100 | 1415 | 6.1m ³ | £26,930.00 |
| | ë-Dispatch 75kWh XL Auto Enterprise | 0 | 3055 | 1002 | 6.1m ³ | £40,050.00 |
| | BlueHDi 120 S&S 6-speed manual M 1400 Driver | 191 | 3100 | 1458 | 5.3m ³ | £29,660.00 |
| | BlueHDi 150 S&S 6-speed manual M 1400 Driver | 192 | 3100 | 1458 | 5.3m ³ | £30,760.00 |
| Crew Van | BlueHDi 180 S&S EAT8 Auto M 1400 Driver | 195 | 3100 | 1418 | 5.3m ³ | £33,160.00 |
| | ë-Dispatch 75kWh M Auto Driver | 0 | 3025 | 1000 | 5.3m ³ | £42,380.00 |
| | BlueHDi 120 S&S 6-speed manual XL 1400 Driver | 195 | 3100 | 1415 | 6.1m ³ | £30,560.00 |
| | BlueHDi 120 S&S 6-speed manual M 1400 Enterprise | 194 | 3060 | 1308 | 3.2m ³ | £28,950.00 |
| | BlueHDi 120 S&S EAT8 Auto M 1000 Enterprise | 191 | 2745 | 1060 | 3.2m ³ | £30,300.00 |
| | BlueHDi 120 S&S 6-speed manual XL 1200 Enterprise | 195 | 2960 | 1190 | 4m ³ | £29,850.00 |
| | BlueHDi 150 S&S 6-speed manual M 1400 Driver | 195 | 3060 | 1308 | 3.2m ³ | £33,680.00 |
| | BlueHDi 180 S&S EAT8 Auto M 1200 Driver | 196 | 3000 | 1231 | 3.2m ³ | £36,080.00 |

All information and prices correct at time of publication, but are subject to change at any time without prior notice (which may occur as a result of matters including, but not limited to, any changes in legislation and/or any changes by the government). Please consult your local Citroën dealer for the most up-to-date prices and specification details for all models. CO₂ figures above are for a standard vehicle without any additional optional equipment. The addition of optional extras could increase the certified CO₂ emission output.

* WLTP figures shown are for comparison purposes and should only be compared to the fuel consumption and CO₂ values of other vans tested to the same technical standard. The fuel consumption achieved, and CO₂ produced, in real world conditions will depend upon a number of factors including, but not limited to: the accessories fitted (pre and post registration); variations in weather; driving styles and vehicle load. The WLTP (Worldwide Harmonised Light Vehicles Test Procedure) is used to measure fuel consumption and CO₂ figures.

** Includes driver

† All Manufacturer's Recommended Basic Prices are exclusive of V.A.T., Delivery to Dealer and Number Plates, Government First Registration Fee and Vehicle Excise Duty.

CITROËN DISPATCH & ë-DISPATCH

EQUIPMENT & OPTIONS

Prices effective from 1 March 2021.

| | Panel Van | | Crew Van | |
|---|-------------------|-------------------|-----------------|-------------------|
| | Enterprise | Driver | Enterprise | Driver |
| X | | | | |
| TECHNOLOGY & ENTERTAINMENT | | | | |
| 7" Colour touchscreen with Citroën Connect DAB radio, Bluetooth® hands-free, USB socket, bi-tuner, Apple CarPlay™, Android Auto and coffee break alert (indicating 2 hours' continuous driving) | £400 | • | • | |
| 7" Colour touchscreen with Citroën Connect Navigation & DAB radio, Bluetooth® hands-free, USB socket, bi-tuner, Apple CarPlay™, Android Auto and coffee break alert (indicating 2 hours' continuous driving) Includes TomTom® Live updates and SpeedCam / Danger Zones subscription - 3 year subscription* | | £600 | • | £600 |
| COMFORT AND CONVENIENCE | | | | |
| Air conditioning | £800 ¹ | • | • | • |
| Automatic dual zone air conditioning | | £300 | £300 | £300 |
| Rear parking sensors | £200 | • | • | • |
| Park Assist 180°: Front and rear parking sensors with blind spot monitoring system and Visio Park 180° (rear camera image and zoom displayed on touchscreen) | | £700 | • | £700 |
| Retractable rear side window blinds | | | £75 | £75 |
| Leather gear lever with leather multi-function steering wheel | | £200 ² | • ² | £200 ² |
| SEATING | | | | |
| Individual front passenger seat with armrest. Height adjustable driver's seat with lumbar adjustment and armrest | £0 ³ | | £0 ³ | £0 ³ |
| Moduwork®: dual passenger bench seat with fold-up outer seat, fold-down writing table in central seat back and storage under central seat. Height adjustable driver's seat with lumbar adjustment and armrest | £425 ⁴ | • ⁴ | • ⁴ | |

All Manufacturer's Recommended Basic Prices are exclusive of V.A.T.

* Additional terms & conditions apply to connected services, including customer acceptance of location sharing prior to activation. Subject to subscription - after you have taken delivery of your vehicle, please subscribe on: <https://services-store.citroen.co.uk/>

• Standard.

1 Standard on Electric X versions.

2 Includes chrome dial surrounds

3 Incompatible with Moduwork®. Not available on electric versions. Available only as Special Order on X version.

4 Brings full steel bulkhead with load-through flap under outer passenger seat.

5 Brings camera at top of windscreen

6 Brings Individual front passenger seat.

7 Included when Drive Assist Pack and Citroën Connect Nav are ordered together.

8 Brings camera at top of windscreen and Front Fog Lights (PR01).

9 Painted Black as standard.

10 Incompatible with Drive Assist Pack.

11 Brings Look Pack on all non special paint colours

12 Incompatible on special paint except Imperial Blue

13 Deletes 2 rear roof brackets used for fixing roof bars/ roof rack.

14 Provides an additional 40mm of seat travel and 8.5° of tilt on the driver's seat. Reduces load length by 116mm at a height of 1m from the floor.

15 Not available on electric versions.

16 Increases maximum indicative payload by 225 KG.

17 Reduces charging time by approx 3 hours when used in conjunction with an 11KW Tri-phase Wallbox.

18 Centre section of rear bumper not painted on XL versions. Incompatible with special paint or Xenon headlamps as cannot order both together.

19 Special paint subject to extended lead times.

20 Towing plate and ball included but require fitting prior to delivery. Not available on electric versions.

21 Towing plate and hook included but require fitting prior to delivery. Not available on electric versions.

22 Increases maximum indicative payload by 225 KG.

23 Reduces charging time by approx 3 hours when used in conjunction with an 11KW Tri-phase Wallbox.

24 Not available on electric versions.

SpeedCam/Danger Zones package

The SpeedCam/Danger Zones package helps you identify situations which require increased attention by sending you both audible and visual alerts (subject to settings). Within the UK the service highlights different types of speed cameras, and red light cameras, as well as accident blackspots. While the service is operational across most of Europe, it adapts as necessary when travelling in different countries to ensure the local laws with respect to Speed Camera identification are followed. This option can be added to your Citroën Connect Nav subscription at any time. Please visit <https://services-store.citroen.co.uk/> to subscribe.

CITROËN DISPATCH & ë-DISPATCH

EQUIPMENT & OPTIONS

Prices effective from 1 March 2021.

| | Panel Van | | Crew Van | |
|---|-----------------------|--------------------|-----------------------|--------------------|
| X | Enterprise | Driver | Enterprise | Driver |
| SAFETY AND SECURITY | | | | |
| Alarm | £170 | • | • | • |
| Safety Pack: Lane Departure Warning System, speed limit recognition, intelligent speed adaptation, driver attention alert, smart beam headlights | £400 ⁵ | • ⁵ | £400 ⁵ | • ⁵ |
| Front lateral airbags | £150 ⁶ | £150 | £150 | • |
| Head-up display | £300 ⁷ | • ⁷ | £300 ⁷ | • ⁷ |
| Security Pack: Video Advanced Emergency Braking System, Collision Alert, Forward Collision Warning. (Only available on Electric Versions) | £810 ⁸ | • ⁵ | £810 ⁵ | • ⁵ |
| Drive Assist Pack: Adaptive cruise control and collision alert, Active Safety Brake (diesel versions only) | £810 ⁸ | • | £810 ⁸ | • |
| LIGHTING & VISIBILITY | | | | |
| Electrically folding heated door mirrors with temperature sensor | £100 ⁹ | • | £100 ⁹ | • |
| Front fog lights | £120 | £120 ¹⁰ | • | £120 ¹⁰ |
| Visibility Pack: Automatic lights and windscreen wipers | £200 | • | • | • |
| Xenon headlights | £950 ^{11/12} | £500 ¹² | £950 ^{11/12} | £500 ¹² |
| DOORS & WINDOWS | | | | |
| Easy Entry Pack: Keyless entry and start, twin electric sliding side doors with hands-free opening and electronic locking of fuel filler cap | £1,125 | £1,125 | | |
| Fixed side windows in sliding side doors, with noise-reducing tinted glass | £100 | £100 | £100 | |
| Twin glazed rear doors (opening to 180°) with heated rear windows and wash-wipe | £200 | £200 | £200 | £200 |
| Tailgate with heated window and wash-wipe | £200 ¹³ | £200 ¹³ | £200 ¹³ | £200 ¹³ |
| LOAD CARRYING | | | | |
| Full steel bulkhead with window and interior rear view mirror | £150 | £150 | £150 | |
| Full, toughened plastic bulkhead, insulated for sound and temperature, with polycarbonate window and interior rear view mirror | £180 ¹⁴ | £180 ¹⁴ | £180 ¹⁴ | |

All Manufacturer's Recommended Basic Prices are exclusive of V.A.T.

* Additional terms & conditions apply to connected services, including customer acceptance of location sharing prior to activation. Subject to subscription - after you have taken delivery of your vehicle, please subscribe on: <https://services-store.citroen.co.uk/>

• Standard.

1 Standard on Electric X versions.

2 Includes chrome dial surrounds

3 Incompatible with Moduwork[®]. Not available on electric versions. Available only as Special Order on X version.

4 Brings full steel bulkhead with load-through flap under outer passenger seat.

5 Brings camera at top of windscreen

6 Brings Individual front passenger seat.

7 Included when Drive Assist Pack and Citroën Connect Nav are ordered together.

8 Brings camera at top of windscreen and Front Fog Lights (PRO1).

9 Painted Black as standard.

10 Incompatible with Drive Assist Pack.

11 Brings Look Pack on all non special paint colours

12 Incompatible on special paint except Imperial Blue

13 Deletes 2 rear roof brackets used for fixing roof bars/ roof rack.

14 Provides an additional 40mm of seat travel and 8.5° of tilt on the driver's seat. Reduces load length by 116mm at a height of 1m from the floor.

15 Not available on electric versions.

16 Increases maximum indicative payload by 225 KG.

17 Reduces charging time by approx 3 hours when used in conjunction with an 11KW Tri-phase Wallbox.

18 Centre section of rear bumper not painted on XL versions. Incompatible with special paint or Xenon headlamps as cannot order both together.

19 Special paint subject to extended lead times.

20 Towing plate and ball included but require fitting prior to delivery. Not available on electric versions.

21 Towing plate and hook included but require fitting prior to delivery. Not available on electric versions.

22 Increases maximum indicative payload by 225 KG.

23 Reduces charging time by approx 3 hours when used in conjunction with an 11KW Tri-phase Wallbox.

24 Not available on electric versions.

SpeedCam/Danger Zones package

The SpeedCam/Danger Zones package helps you identify situations which require increased attention by sending you both audible and visual alerts (subject to settings). Within the UK the service highlights different types of speed cameras, and red light cameras, as well as accident blackspots. While the service is operational across most of Europe, it adapts as necessary when travelling in different countries to ensure the local laws with respect to Speed Camera identification are followed. This option can be added to your Citroën Connect Nav subscription at any time. Please visit <https://services-store.citroen.co.uk/> to subscribe.

CITROËN DISPATCH & ë-DISPATCH

EQUIPMENT & OPTIONS

Prices effective from 1 March 2021.

| | Panel Van | | Crew Van | | |
|---|--------------------|--------------------|--------------------|--------------------|--------------------|
| | X | Enterprise | Driver | Enterprise | Driver |
| WHEELS, TYRES & DRIVING CHARACTERISTICS | | | | | |
| Tyre pressure monitor | £50 | £50 | £50 | £50 | £50 |
| Grip Control, including 17 inch wheels and 215/60 R17 3PMSF tyres | £660 ¹⁵ | £660 ¹⁵ | | £660 ¹⁵ | |
| Grip Control, including 17 inch 'Curve' bi-tone alloy wheels and 215/60 R17 3PMSF tyres | | | £650 ¹⁵ | | £650 ¹⁵ |
| 17 inch 'Curve' bi-tone alloy wheels with Agilis tyres | | £400 | • | £400 | • |
| Worksite Pack: 20mm increased ground clearance, 20mm under engine protection plate | £480 ¹⁵ | £480 ¹⁵ | £480 ¹⁵ | £480 ¹⁵ | £480 ¹⁵ |
| Upgraded payload pack (only available on electric versions fitted with the 50KWh battery) | £500 ¹⁶ | £500 ¹⁶ | | | |
| 11KW Tri-phase On Board Charger (Electric vehicles only) | £300 ¹⁷ | £300 ¹⁷ | £300 ¹⁷ | | |
| EXTERIOR STYLE | | | | | |
| Look Pack: body colour front and rear bumpers, side rubbing strips and exterior door handles, with front fog lights and LED daytime running lights | | £450 ¹⁸ | • ¹⁸ | £450 ¹⁸ | • ¹⁸ |
| Metallic paint | £460 | £460 | • | £460 | • |
| Special Paint | £670 ¹⁹ | £670 ¹⁹ | | £670 ¹⁹ | |
| TOWING | | | | | |
| Towbar with standard ball, 13 pin connector and Trailer Sway Mitigation | £300 ²⁰ | £300 ²⁰ | £300 ²⁰ | £300 ²⁰ | £300 ²⁰ |
| Towbar with mixed hook, 13 pin connector and Trailer Sway Mitigation | £400 ²¹ | £400 ²¹ | £400 ²¹ | £400 ²¹ | £400 ²¹ |
| ELECTRIC VEHICLE SPECIFIC | | | | | |
| Mode 3 charging cable (for wallbox) | • | | | | |
| Upgraded payload pack (only available on electric versions fitted with the 50KWh battery) | £500 ²² | £500 ²² | | | |
| 11KW Tri-phase On Board Charger (Electric vehicles only) | £300 ²³ | £300 ²³ | £300 ²³ | | |
| Security Pack: Video Advanced Emergency Braking System, Collision Alert, Forward Collision Warning (Only available on Electric Versions) | | £810 | • | £810 | • |
| CONVERTING EQUIPMENT | | | | | |
| Upgraded battery and alternator (L3 720 battery, class 18 alternator) | £90 | £90 | £90 | £90 | £90 |
| Conversion interface box - Only for use for electrical connections for integral elements of a vehicle conversion | £90 ²⁴ | £90 ²⁴ | £90 ²⁴ | £90 ²⁴ | £90 ²⁴ |

All Manufacturer's Recommended Basic Prices are exclusive of V.A.T.

* Additional terms & conditions apply to connected services, including customer acceptance of location sharing prior to activation. Subject to subscription - after you have taken delivery of your vehicle, please subscribe on: <https://services-store.citroen.co.uk/>

• Standard.

1 Standard on Electric X versions.

2 Includes chrome dial surrounds

3 Incompatible with Moduwork®. Not available on electric versions. Available only as Special Order on X version.

4 Brings full steel bulkhead with load-through flap under outer passenger seat.

5 Brings camera at top of windscreen

6 Brings Individual front passenger seat.

7 Included when Drive Assist Pack and Citroën Connect Nav are ordered together.

8 Brings camera at top of windscreen and Front Fog Lights (PRO1).

9 Painted Black as standard.

10 Incompatible with Drive Assist Pack.

11 Brings Look Pack on all non special paint colours

12 Incompatible on special paint except Imperial Blue

13 Deletes 2 rear roof brackets used for fixing roof bars/ roof rack.

14 Provides an additional 40mm of seat travel and 8.5° of tilt on the driver's seat. Reduces load length by 116mm at a height of 1m from the floor.

15 Not available on electric versions.

16 Increases maximum indicative payload by 225 KG.

17 Reduces charging time by approx 3 hours when used in conjunction with an 11KW Tri-phase Wallbox.

18 Centre section of rear bumper not painted on XL versions. Incompatible with special paint or Xenon headlamps as cannot order both together.

19 Special paint subject to extended lead times.

20 Towing plate and ball included but require fitting prior to delivery. Not available on electric versions.

21 Towing plate and hook included but require fitting prior to delivery. Not available on electric versions.

22 Increases maximum indicative payload by 225 KG.

23 Reduces charging time by approx 3 hours when used in conjunction with an 11KW Tri-phase Wallbox.

24 Not available on electric versions.

SpeedCam/Danger Zones package

The SpeedCam/Danger Zones package helps you identify situations which require increased attention by sending you both audible and visual alerts (subject to settings). Within the UK the service highlights different types of speed cameras, and red light cameras, as well as accident blackspots. While the service is operational across most of Europe, it adapts as necessary when travelling in different countries to ensure the local laws with respect to Speed Camera identification are followed. This option can be added to your Citroën Connect Nav subscription at any time. Please visit <https://services-store.citroen.co.uk/> to subscribe.